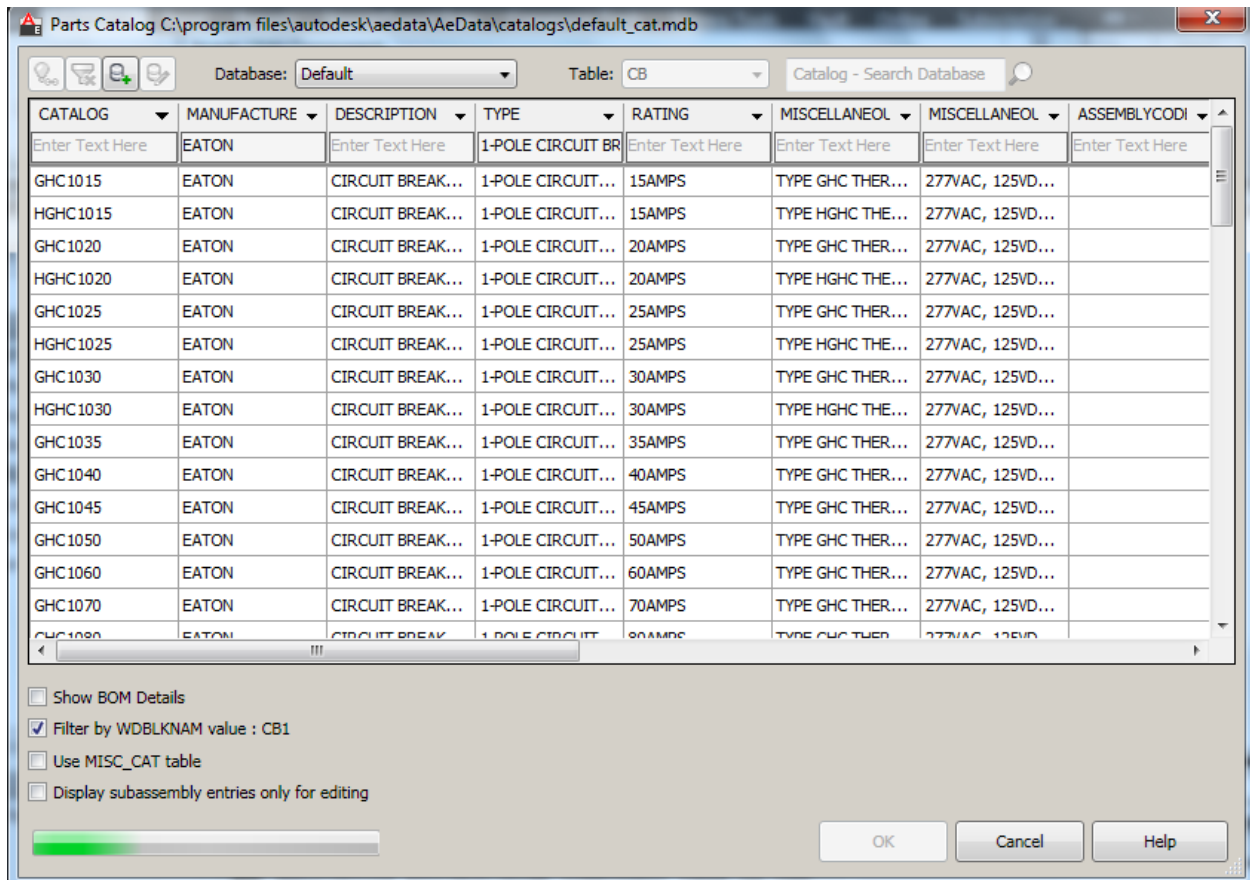


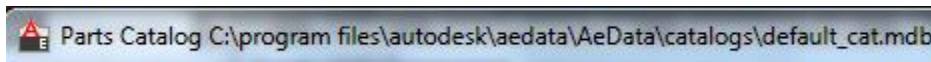
# AutoCAD Electrical Default Filters for Components

AutoCAD Electrical 2011 shipped with a new interface for performing catalog lookups for components. This new dialog box if not set up correctly may provide some users with longer wait times and more clicks to get to their preferred components for use in design. The dialog box adds the idea of filters for lookup based on family codes and symbol filtering when activated. Below is the default filtering for Circuit Breakers with block filtering of CB1. Numerous default filters are present for different components inside AutoCAD Electrical 2011.




## Catalog Lookup and Symbol Filtering

When the catalog lookup is invoked it will look into a specified catalog set forth by the installation’s environment file and support directories. In this case above it is using the default catalog titled DEFAULT\_CAT.MDB however, project specific catalogs can also be used based on AutoCAD Electrical’s search order for support files.



The icons in the upper left provide quicker access to some commonly used actions in the dialog such as viewing the weblink of a selected component, adding a new record based on the selected component, editing the selected component’s record and disabling the filters for the dialog box.



## MS Access Table \_LISTBOX\_DEF

To change the default filters for a given component symbol or family code, open the catalog in use directly with Microsoft Access. In the list of available table the second one in the list will be \_LISTBOX\_DEF. Inside this table will be a list of preset filters from Autodesk as samples to modify and tweak.

TABLENAME	CATALOG	MANUFACTURER	DESCRIPTION	TYPE	COIL/VOLTAGE
AM		BURKLIN		ANALOG	
AN		AB		HORN	10-30VDC
CO		HUBBELL		MINI-QUICK CONTROL CONNECTOR	
CB		EATON		1-POLE CIRCUIT BREAKER	

When you define new filters for components you can only specify one default row in this table per family code or symbol name. So if I want AB and Eaton to show up I cannot set a filter for both, only one of them. Here I will set AB as the manufacturer and 1-POLE CIRCUIT BREAKER as the Type.

TABLENAME	CATALOG	MANUFACTURER	DESCRIPTION	TYPE	COIL/VOLTAGE
AM		BURKLIN		ANALOG	
AN		AB		HORN	10-30VDC
CO		HUBBELL		MINI-QUICK CONTROL CONNECTOR	
CB		AB		1-POLE CIRCUIT BREAKER	
CR		AB		TYPE P	120VAC

Anytime a CB family is called up now it will be the default shown above, however if I want EATON for a Thermal Circuit Breaker which uses CB11TH for a block name I can add another record to the LISTBOX\_DEF table to control filtering for that block as well. If not assigned a new record then the Thermal Circuit Breaker will default to the filtering for normal Circuit Breakers.

TABLENAME	CATALOG	MANUFACTURER	DESCRIPTION	TYPE	COIL/VOLTAGE
AM		BURKLIN		ANALOG	
AN		AB		HORN	10-30VDC
CO		HUBBELL		MINI-QUICK CONTROL CONNECTOR	
CB		AB		1-POLE CIRCUIT BREAKER	
CB11TH		EATON			
CR		AB		TYPE P	120VAC

Here, all Eaton Circuit Breakers will now appear when I choose a Thermal Circuit Breaker with block CB11TH.

Take some time with the new AutoCAD Electrical 2011's lookup tables to create preferred lists for your team of designers or your own personal lookups of equipment. The time spent will decrease the number of clicks and searches done by not doing it ahead of time.

Keep this method dynamic as you use new components for the first time with AutoCAD Electrical 2011 to make your lookups the most efficient they can be.